


## LIMELIGHT® COLLECTION



FreshWater®  
Salt System Ready



Dual Action Filtration  
SilentFlo Circulation



FiberCor®  
High-Density Insulation



Colour LCD Display

# PULSE™



Shown with Alpine White Shell  
and Coastal Grey Cabinet

<b>People</b>	<b>Seating</b>	<b>Jets</b>	<b>Voltage</b>
7 Seats	Open	49 Jets	230 V

**Size**  
226 × 226 × 97 cm


**Water Care**  
FreshWater® Salt System Ready

# LIMELIGHT® COLLECTION


# PULSE™




## SHELL COLOURS\*



## CABINET COLOURS\*



## COVER COLOURS



## LEGENDARY MASSAGE

### 49 Personalised-Control Jets

- 1 XL Dual Rotary jet
- 1 XL Single Rotary jet
- 2 XL Directional jets
- 4 Standard Single Rotary jets
- 2 Standard Directional jets
- 4 Rotary Precision jets
- 35 Directional Precision jets

## EASY WATER CARE

<b>Water Care System</b>	FreshWater® Salt System Ready
<b>Filtration System</b>	Dual action, 9.3 m <sup>2</sup> , top loading

## LEADING ENERGY EFFICIENCY

<b>Jet Pump 1</b>	WaveMaster® 8200; Two-speed, 2.0 HP Continuous Duty, 4.0 HP Breakdown Torque
<b>Jet Pump 2</b>	WaveMaster 8000; One-speed, 2.0 HP Continuous Duty, 4.0 HP Breakdown Torque
<b>Circulation Pump</b>	SilentFlo 5000® for quiet, continuous filtration
<b>Heater</b>	Titanium No-Fault™ 1,500 W / 230 V
<b>Insulation</b>	FiberCor® Insulation; Certified to California Energy Commission (CEC) and APSP 14 energy efficiency standards for portable spas
<b>Cover</b>	9 to 6 cm tapered, 32 kg/m <sup>3</sup> density foam core

## SIZE

<b>Dimensions</b>	226 × 226 × 97 cm
-------------------	-------------------

## CAPACITY

<b>Seating Capacity</b>	7 seats
<b>Water Capacity</b>	1,685 litres
<b>Weight</b>	460 kg dry; 2,700 kg filled**

## ADDITIONAL FEATURES

<b>Smart Spa Technology</b>	Hot Spring Spas App, Powered by the Connected Spa Kit
<b>Water Feature</b>	Vidro™ backlit ribbon waterfall
<b>Cover Lifters</b>	CoverCradle™, CoverCradle II, Lift 'n Glide™, or UpRite™
<b>Steps</b>	Limelight Collection Step (Coastal Grey, Espresso, and Sable), Polymer Step (Ash, Black)
<b>Entertainment</b>	Bluetooth® Wireless Sound System (Optional)
<b>Control System</b>	IQ 2020™ with LCD control panel 230 V / 20 amp, 50 Hz
<b>Lighting System</b>	Raio™ multi-colour interior points of light Exterior multi-colour lighting with timer
<b>Cooling System</b>	CoolZone™ (Optional)